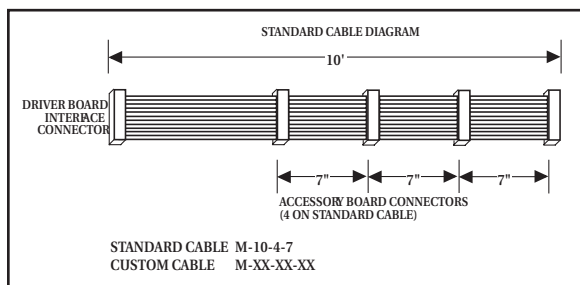


# Accessories

For the METRABUS

## Cables

The METRABUS cable is used to connect all METRABUS I/O boards to the METRABUS driver board. The standard cable is the M-10-4-7 where the M stands for the standard METRABUS compatible cable. The second number (10) selects the total length of the cable, the next number (4) indicates the number of I/O connectors (not counting the driver board connector) on the cable and the final number sets the I/O connector spacing, as shown in the drawing below. Custom cables can be ordered following the same numbering convention or by supplying a simple sketch of the desired cable.



To assemble your own cables, the following components are recommended.

Cable can be purchased in 100 and 300 foot rolls from any 3M distributor. Equivalent cable and connectors are available from other manufacturers (e.g., Alpha, T&B Ansley, Berg, etc.)

CABLE	CONNECTORS		
3M # 3365/50	Gray 50 conductor	3M# 3425-7000	w/o strain relief
3M # 3302/50	Color-coded cable	3M# 3425-6050	with strain relief
3M # 3517/50	Shielded cable		

Plain cable is quite adequate in most applications. If you prefer, shielded or twisted-pair cables can be used. However, as the METRABUS cable layout is designed with ground conductors interleaved between all data lines, twisted-pair cable offers little advantage even over long distances.

ORDER	DESCRIPTION
M-10-4-7	Standard METRABUS Cable (10-foot)
M-3-4-7	Short METRABUS Cable (3-foot)
M-XX-XX-XX	Custom Cable for METRABUS
RFM-06	6-Foot Rack
RMT-04	4-Slot Enclosure
RMT-02	Enclosure
RTT-02	Table-top Rack

## I/O Board Enclosures

**RMT-04.** Four-slot, high-density METRABUS mounting enclosure.

The RMT-04 allows METRABUS boards to be mounted horizontally in a 19-inch rack. The enclosure comes complete with 12 rear cable ways plus a tinted plexiglass front cover that permits viewing of the status LEDs on various accessory boards. The enclosure has slots to allow simple mounting of any 4 full-size METRABUS boards except the MSS-16. The MEM-8 and MSSR-32 boards occupy effectively 2 slots because of the height of the relays.

- Dimensions: 7.0" H x 19.0" W x 7.0" D

**RMT-02.** The RMT-02 enclosure will house a variety of Keithley boards for easy mounting in any standard 19-inch rack.



The enclosure comes complete with 3 rear cable ways plus a tinted plexiglass front cover that permits viewing of the status LEDs on various accessory boards. The enclosure is predrilled to allow simple mounting of any METRABUS board including a MDI-16R/MSS-16 and MBUS-PWR. An RMT-02 also allows mounting of one ERB-24 or any two of EXP-16, ISO-04 or STA-XX.

- Dimensions: 5.25in H x 19.0in W x 5.25in D

**RTT-02.** The RTT-02 is a table-top rack suitable for mounting up to 4 RMT-02s or up to 3 RMT-04s or any other standard 19-inch enclosure or panel. The actual rack stands 24 inches high with 21 inches of available panel space. The base is 12 by 20.375 inches.

## RFM-06

The RFM-06 is a 6-foot-high, floor-mounted rack suitable for mounting RMT-02 or other standard 19-inch enclosures. Up to 12 RMT-02s can be mounted in the RFM-06. The rack is constructed of 3-inch steel channels with 7/64-inch crossbars. The rack can be mounted on castors (included) for easy movement or can be bolted to the floor. The rack is 70.875 inches in height giving access to 66.5 inches of actual panel space.



### QUESTIONS ?

1-800-552-1115 (U.S. only)

Call toll free for technical assistance, product support or ordering information, or visit our website at [www.keithley.com](http://www.keithley.com).