


7036 7037-D

40-channel Isolated Switch Card 30-channel Digital I/O Card



The Model 7036 and 7037-D single-pole relay switching cards are well-suited for configuring automated test systems for portable devices. The Model 7036 offers 40 independent channels of 1-pole Form A switching, while the Model 7037-D provides 30 channels, plus ten independent digital inputs and ten independent digital outputs for control applications. The 7036 provides a 96-pin mass terminated connector. The 7037-D has two heavy duty 50-pin D-sub connectors at the ends of short cables. The D-sub connector version is designed for industrial/production applications where repeated connects/disconnects with external cables are required. The 7037-DT is an extra connector board for the 7037-D card that can be used to upgrade a standard 7037-D to a mass terminated connector.

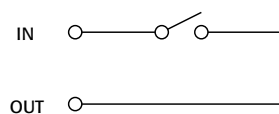
- Mass terminated connection
- 1A switch rating
- <100pA offset current
- <4μV contact potential

Ordering Information

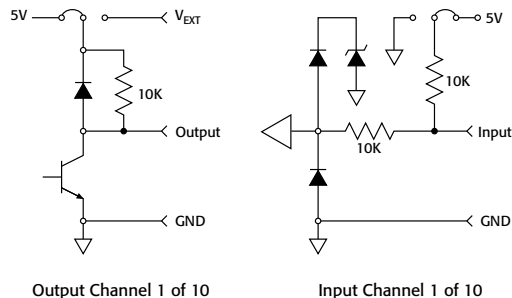
7036 Single-Pole Relay Card
7037-D Single-Pole Relay Digital I/O Card with D-Sub Connectors

Relay switch configuration for Models 7036 and 7037-D

Each Channel



Digital I/O configuration for Model 7037-D



MODEL 7036 SPECIFICATIONS

RELAY SWITCH SPECIFICATIONS

RELAY SWITCH CONFIGURATION: 40 independent channels of 1-pole switching.
CONTACT CONFIGURATION: 1 pole Form A.
CONNECTOR TYPE: 96-pin male DIN card connector.
MAXIMUM SIGNAL LEVEL: 60V DC, 30V rms, 42V peak between any two inputs or chassis, 1A switched, 30VA (resistive load).
CONTACT LIFE: Cold Switching: 10⁸ closures.
At Maximum Signal Levels: 10⁵ closures.
CHANNEL RESISTANCE (per conductor): <1Ω.
CONTACT POTENTIAL: <4μV per contact.
OFFSET CURRENT: <100pA.
ACTUATION TIME: 3ms.
ISOLATION: Channel to Channel: >10⁹Ω, <25pF.
Common Mode: >10⁹Ω, <100pF.
CROSSTALK (1MHz, 50Ω Load) <-40dB.
INSERTION LOSS (50Ω Source, 50Ω Load): <0.3dB below 1MHz, <3dB below 10MHz.
RELAY DRIVE CURRENT (per relay): 16mA.

7036/7037-D GENERAL

EMC: Conforms to European Union Directive 89/336/EEC.
SAFETY: Conforms to European Union Directive 73/23/EEC (meets EN61010-1/IEC 1010).
ENVIRONMENT: Operating: 0° to 50°C, up to 35°C <80% RH. **Storage:** -25° to 65°C.

ACCESSORIES AVAILABLE

7011-KIT-R 96-pin Female Connector Kit (included)
7036-MTC-2 Mass Terminated Cable Assembly

SERVICES AVAILABLE

7036-3Y-EW 1-year factory warranty extended to 3 years from date of shipment
7037-D-3Y-EW 1-year factory warranty extended to 3 years from date of shipment

MODEL 7037-D SPECIFICATIONS

RELAY SWITCH SPECIFICATIONS

RELAY SWITCH CONFIGURATION: 30 independent channels of 1-pole switching.
CONTACT CONFIGURATION: 1 pole Form A.
CONNECTOR TYPE: Cables with 50-pin male and female D-sub connectors.
MAXIMUM SIGNAL: 110V DC, 110V rms, 155V peak between any two inputs or chassis, 1A switched, 30VA (resistive load).
CONTACT LIFE: Cold Switching: 10⁸ closures.
At Maximum Signal Levels: 10⁵ closures.
CHANNEL RESISTANCE (per conductor): <1.25Ω.
CONTACT POTENTIAL: <4μV per contact.
OFFSET CURRENT: <100pA.
ACTUATION TIME: 3ms.
ISOLATION: Channel to Channel: >10⁹Ω, <25pF.
Common Mode: >10⁹Ω, <100pF.
CROSSTALK (1MHz, 50Ω Load) <-40dB.
INSERTION LOSS (50Ω Source, 50Ω Load): <0.25dB below 1MHz, <3dB below 10MHz.
RELAY DRIVE CURRENT (per relay): 16mA.

DIGITAL I/O SPECIFICATIONS

DIGITAL I/O CAPABILITY: 10 independent inputs, 10 independent outputs.

OUTPUT:

Configuration: 10 open-collector drivers with factory installed 10kΩ pull-up resistors. Each driver has an internal flyback diode.

Pull-Up Voltage: 5V internally supplied, external connection provided for user-supplied voltage up to 42V max. Outputs short circuit protected up to 25V.

Maximum Sink Current:

Per Channel: 250mA. **Per Card:** 1A.

Logic: Hardware user configurable for negative or positive true logic levels.

INPUT:

Configuration: 10 inputs with internal 10kΩ pull-up resistors provided. Input resistors can be set for pull-up or pull-down configuration.

MAXIMUM VOLTAGE LEVEL: 42V peak.

LOGIC: Positive true.

1.888.KEITHLEY (U.S. only)

www.keithley.com

A Greater Measure of Confidence

KEITHLEY

A Tektronix Company

Use with 7001 and 7002 switch mainframes

SWITCHING AND CONTROL