



Screw Terminal Accessory Boards




CONN-3160-D1: Screw Terminal Panel. The CONN-3160-D1 Adapter Panel brings all KPCI-3160 digital I/O signals out to an external panel via 50-pin headers. This panel allows connection of the ADP-5037 to allow the KPCI-3160 to operate the SRA-01 or ERA-01, ERB-24 or SSIO-24 relay products or to allow digital connections via the STP-50 or STA-50 Screw Terminal Panel and accessory boards. Requires the CAB-1800 or CAB-1800/S cable.

Dimensions: 5.2" L × 6.7" W × 2.3" H



KUSB-ST: Extra screw terminal blocks. For use with KUSB-3102, -3108.



KUSB-STP100: Screw terminal panel with 100-pin, male, D-type connector. This screw terminal panel will only work with the KUSB-CABDIO. For use with KUSB-3160.




STA-50: The STA-50 is a universal 50-pin screw terminal board. Two 50-pin male connectors and a user breadboard area are provided. The signals on the two connectors are tied together and brought out to screw terminals. Requires a CACC-2000 cable.

Dimensions: 13.2cm × 17.0cm × 5.8cm




STA-300: Screw Terminal Accessory. Mounts on a panel and includes nylon standoffs for tabletop applications. Requires a CAB-305 cable.




STA-1800HC: The STA-1800HC is a dedicated screw terminal accessory for the DAS-1800HC. All I/O connections on the DAS-1800HC are brought out to labeled screw terminals. For ease of wiring differential inputs, each channel has an adjacent ground connection. A CJC sensor with terminal blocks is included to facilitate the measurement of thermocouples with the DAS-1801HC. Four 37-pin D-type male connectors are available for connecting external accessories. Up to 2 MB01 backplanes can be accommodated. A breadboard area with power connections is available for custom circuitry.


Dimensions: 16.0" × 4.75" (40.6cm × 12.1cm)



STA-3108-D1: Adapter panel that adapts the 36-pin connector (from the KPCI-3130 or KPCI-3132 digital I/O port) of the CAB-1284CC cable to a 50-pin header (mounted on the STA-3108-D1) with signals arranged for use with KPCI-PIO96 accessories.



STA-MB: The STA-MB Screw Terminal Accessory provides sockets for 4 MB-Series modules. Two parallel 37-pin D male connectors provide interfaces for DAS boards and accessories. The MB-Series module inputs and outputs as well as the I/O connector pins are brought out to screw terminals. You then wire the MB-Series outputs to pins on the I/O connectors according to the requirements of your application.



STA-U: The STA-U is a universal screw terminal accessory designed to connect to many Keithley data acquisition boards. It includes one 25-pin female D-type connector and two 37-pin male D-type connectors tied together. All 37 lines are brought out to screw terminal connections. A small breadboard area is available for additional circuitry. The STA-U is used for direct connec-

1.888.KEITHLEY (U.S. only)

www.keithley.com


KEITHLEY

A GREATER MEASURE OF CONFIDENCE

Screw Terminal Accessory Boards


tion to data acquisition boards or it can be used in conjunction with an expansion accessory such as the EXP-GP to provide connection to the signals not available on the expansion accessory.

Dimensions: 5.2" L × 6.7" W × 2.3" H



STC-37: Direct Screw Terminal Connector (37 pin). The STC-37 plugs directly onto the I/O connector at the back of the PC. All lines are brought out to screw terminals.

Dimensions: 2.5" L × 4.75" H × 0.75" W (6.4cm × 12.1cm × 1.9cm)



STP-36: Screw Terminal Panel. The STP-36 brings all KPCI-3130/3132, KPCI-PDISO8A, or KPCI-PIO32IOA signals out to external screw terminals. The standard versions come with rubber standoffs, making the STP-37 ideal for placing on a desktop or mounting in custom panels. Requires a CAB-1284CC-5 half-meter cable or CAB-1284CC-2 two-meter cable.




STP-37: Screw Terminal Panel with 37-pin male D-type connector and CJC sensor. The STP-37 is a cost-effective means of providing general-purpose screw terminal connections and CJC sensor. Requires a C1800 or S1800 cable.

Dimensions: 4.8" × 2.9" × 1.25" (12.2cm × 7.4cm × 3.2cm)

STP-37/FC: Screw Terminal Panel with female D37 connector. The STP-37/FC brings the signals out to external screw terminals on an encased panel. The female D37 connector prevents user voltages from being exposed when the cable is unplugged. Requires a C-3200 or C1800/M cable. DIN rail compatible.

Dimensions: 4.9" × 3.1" × 1.25" (12.4cm × 7.9cm × 3.2cm)




STP-50: Screw Terminal Panel with 50-pin male header. The STP-50 brings signals out to screw terminals. Requires a CDAS-2000 or CACC-2000 cable.

Dimensions: 6.1" × 2.9" × 1.25" (15.5cm × 7.4cm × 3.2cm)

STP-50/C: Screw Terminal Panel with case and 50-pin male header. DIN rail compatible.

Dimensions: 6.2" × 3.1" × 1.5" (15.7cm × 7.9cm × 3.8cm)



STP-68: Screw Terminal Panel. The STP-68 brings all signals out to external screw terminals. Requires a CAB-305 cable. Not CE approved.




STP-100: Screw Terminal Panel with 100-pin male D-type connector. The STP-100 brings signals out to numbered screw terminals. Requires a CAB-1800 cable. Compatible with DAS-1800HC and KPCI-1800HC boards.

Dimensions: 5.5" × 7.0" × 1.5" (12.4cm × 7.9cm × 3.2cm)

STP-100U: Accessory for KPCI-3160. Provides direct digital connections from the KPCI-3160 to access all digital I/O signals.



STP-3110: Screw Terminal Panel. Mounts on a panel and includes nylon standoffs for tabletop applications. For use with KPCI-3110 and -3116 data acquisition boards. CAB-307 and CAB-308 cables are required.



STP-3140: Screw Terminal Panel. Brings all KPCI-3140 signals out to external screw terminals. The STP-3140 comes with nylon standoffs, making it ideal for placing on a desktop or mounting in custom panels. Requires CAB-305 cable (1m/39").