


TDS5000B Series Oscilloscope

Fact Sheet



The TDS5000B Series – put efficiency to work for you.

The TDS5000B Series works the way you do. It's the world's easiest to use, most customizable midrange oscilloscope. New MyScope functionality enables you to customize the oscilloscope with all your favorite selected tools, allowing you to focus your efforts on the task at hand rather than your test equipment. Because individual MyScope files are virtually unlimited, everyone in the lab can customize the scope to work precisely like they do. And thanks to context-sensitive menu controls using mouse right-clicks and scroll wheel features, there's practically no reason to search pull-down menus again.

In addition to ease of use, the new TDS5000B Series delivers a wide range of bandwidths from 350 MHz to 1 GHz, 5 GS/s real-time sample rate, and 16MB record length. Six features that were options are now standard – as is the ability to capture 100,000 wfms/s (enabled via DPX® technology) and unrivaled price/performance. The TDS5000B Series provides unmatched insight into signal behavior by displaying, storing, and analyzing complex signals in real time to enable you to more efficiently design, debug, and test your devices.

TDS5000B SERIES

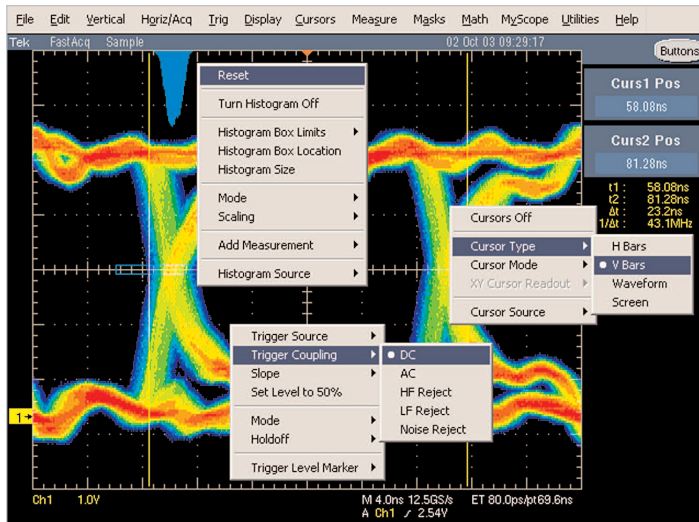
- 1 GHz, 500 MHz, or 350 MHz
- 4 channel
- 5 GS/s sample rate
- 16 MB record length
- 100k wfms/s capture rate
- MyScope™ custom control windows
- Mouse right-click menus
- OpenChoice™ with Windows 2000

- 10.4" display
- Suite of advanced triggers

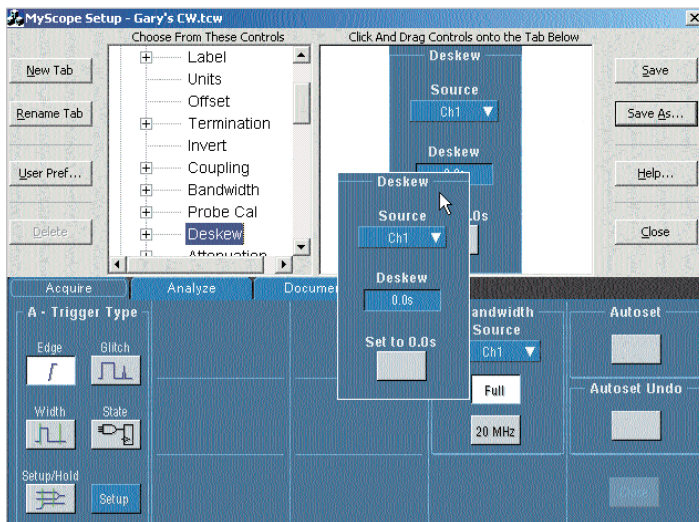
Applications

- Digital design and debug
- Investigation of transient phenomena
- Power measurements
- Video design and debug
- DVD analysis

Tektronix®



Right-Clicks. Depending on where you click the screen, a different set of functions pops up - reflecting the most likely settings to adjust.



MyScope. Customization of your tasks is achieved through a familiar drag-and-drop menu of operations in the MyScope configuration display.

Key Characteristics

Model	TDS5034B	TDS5054B	TDS5104B
Input Channels	4	4	4
Analog Bandwidth (-3 dB) 5 mV/div - 1 V/div	350 MHz	500 MHz	1 GHz
Calculated Rise Time 5 mV/div (typical)	1.15 ns	800 ps	300 ps
Sample Rate	5 GS/s	5 GS/s	5 GS/s
Record Length (Maximum)	16M/8M/4M (with opt 3M)	16M/8M/4M	16M/8M/4M
DPX Waveform Capture Rate	>100,000 wfms/s	>100,000 wfms/s	>100,000 wfms/s

Application-Specific Software Packages

- TDSPWR3** Power measurement software
- TDSJIT3** Jitter and timing analysis software with Rj/Dj and BER
- TDSJIT3E** Jitter and timing analysis software essentials
- TDSET3** Ethernet compliance-test software
- USB 2.0** Compliance-test software only
- TDSDDM2** Disk-drive measurement software
- TDSCPM2** ANSI/ITU telecom pulse compliance-test software
- TDSVNM** CAN and LIN Timing and Protocol Decode Software

Copyright © 2008, Tektronix. All right reserved. Tektronix products are covered by U.S. and foreign patents, issued and pending. Information in this publication supersedes that in all previously published material. Specification and price change privileges reserved. TEKTRONIX and TEK are registered trademarks of Tektronix, Inc. All other trade names referenced are the service marks, trademarks or registered trademarks of their respective companies.
04/08 FLG/WWW 55W-17143-2

