

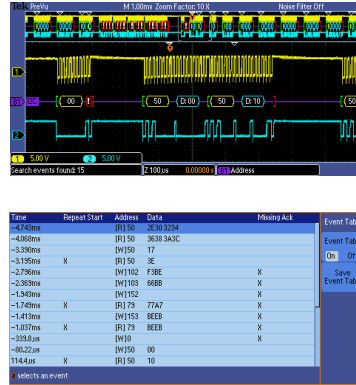
MSO/DPO2000 Series vs. LeCroy WaveJet Series

Competitive Fact Sheet

Serial Triggering and Decode

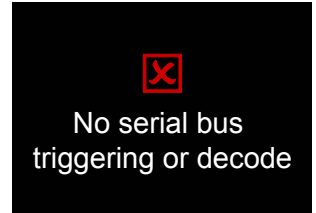
Tektronix MSO/DPO2000 Series

- ✓ **Bus Display** – Provides a higher level, combined view of individual signals that make up your bus.
- ✓ **Bus Decoding** – Decodes each packet on the bus and displays the value in hex, binary, decimal, or ASCII.
- ✓ **Serial Triggering** – Trigger on packet content.
- ✓ **Event Table** – View captured packets in a tabular view.
- ✓ **Search** – Wave Inspector® navigation automatically searches for and marks user-defined events on packet content.



LeCroy WaveJet Series

- ✗ No serial bus triggering or decode offered.
- ✗ No serial search offered.
- ✗ No Event Table offered.



Long Record Length Navigation and Search

Tektronix MSO/DPO2000 Series

- ✓ Wave Inspector® controls.
- ✓ Pan/Zoom controls make easy work of scrolling through long records.
- ✓ Play/Pause button scrolls the waveform across the screen automatically.
- ✓ Search/Mark controls enable you to search for events of interest, mark them, then navigate through the record mark-by-mark.



LeCroy WaveJet Series

- ✗ Only uses horizontal scale knob to zoom.
- ✗ Manual scrolling of horizontal position to scroll through data.
- ✗ No search capability.

Key Specifications Comparison

	Tektronix MSO/DPO2000 Series		LeCroy WaveJet Series	
Channels Analog	✓	2, 4	✓	2, 4
Channels Digital	✓	16 (MSO only)	✗	No equivalent feature
Bandwidth	✗	100, 200 MHz	✓	100, 200, 350, 500 MHz
Max. Sample Rate (All channels on)	✓	1 GS/s	✓	1 GS/s
Max. Record Length (All channels on)	✓	1 M points	✗	500 k points, derated with sweep speed
Serial Triggering and Decode (Optional)	✓	I ² C, SPI, CAN, LIN, RS-232/422/485/UART	✗	No serial triggering or decode
Navigation and Search	✓	Wave Inspector controls	✗	Multiplexed zoom controls, no search
FilterVu® Technology	✓	Filters unwanted noise from signals	✗	No equivalent feature

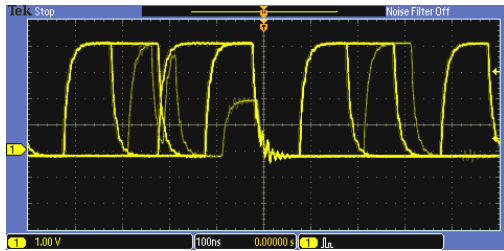
MSO/DPO2000 Series vs. LeCroy WaveJet Series

Competitive Fact Sheet

DPO Acquisition and Variable Persistence with Intensity Grading

Tektronix MSO/DPO2000 Series

Infinite persistence stopped after 10 seconds capture



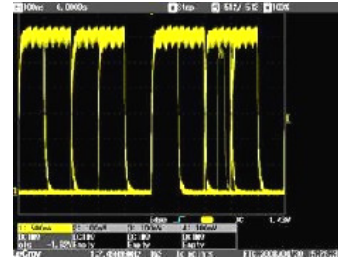
5,000 wfms/s capture rate.

As shown, glitches and intermittent pulses are captured in 10 seconds.

Persistence available in any capture mode.

LeCroy WaveJet Series

Infinite persistence stopped after 1 minutes capture



✗ 3,600 wfms/s capture rate.

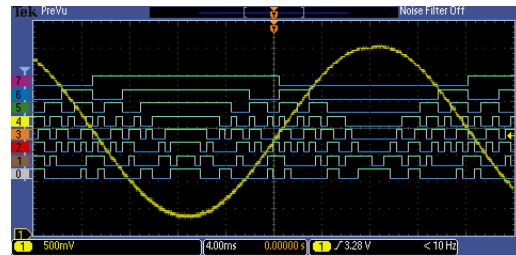
✗ As shown, no glitches or intermittent pulses are captured in 1 minute.

✗ Runt Trigger is not offered.

MSO Series Mixed Signal Debug

Tektronix MSO2000 Series

- ✓ View up to 4 analog, 16 digital, and 2 bus Time Correlated waveforms.
- ✓ Create a parallel bus and trigger on specific data values.
- ✓ Logical highs are identified in **Green** and lows in **Blue**.
- ✓ Group Waveforms and Threshold Settings.



LeCroy WaveJet Series

✗ No equivalent feature.

Horizontal Zoom

Tektronix MSO/DPO2000 Series

- ✓ Per channel vertical controls.
- ✓ Wave Inspector® dedicated controls make navigation and search easy.
- ✓ FilterVu® variable Low-Pass Filter - filters unwanted noise from signals.



LeCroy WaveJet Series

- ✗ Multiplexed vertical controls.
- ✗ Multiplexed zoom controls.
- ✗ No FilterVu equivalent feature.



www.tektronix.com/mso2000
www.tektronix.com/dpo2000