

Tektronix Node Locked License User Guide

主要软件: N/A

主要软件版本: N/A

主要软件修正版本: N/A

次要软件及驱动: N/A

问题:

Tektronix 示波器选件 license 如何生成和安装?

解答: Tektronix 示波器部分选件是 Node Locked 的, 本文以 MSO64 示波器选件为例讲述如何生成 Tektronix 的 Node Locked License

账号注册

购买软件后, 购买软件时提供的邮箱内会收到一封邮件, 点击邮件内链接

<http://www.tektronix.com/mytek>

注册 TEK 账号, 注册时请使用**购买软件时相同的邮件地址**。

账号注册完成后, 会收到第二封邮件, 第二封邮件内包含所购买软件的提取码, 需要注意的是该提取码**有效期 1 年**, 收到邮件后, 请尽快处理



Email 泰克
提供全面可靠的
测量解决方案



在线联系
实时报价和选型
点击专属客服



请求报价
免费获取泰克
最新产品报价



学习中心
最新在线教程
积累专业知识

关注我们: cn.tek.com   

[查看我们的隐私权声明](#)。泰克科技版权所有

邮件 1

Dear <customer name> (customer's email address)

Thank you for your order number 2851917 (PO # 107548) of 1 new software licenses for your Tektronix products.

Here is a list of the products purchased on this order:

[REDACTED]

To manage the Check In and Check Out process, we have developed TekAMS, a free, web-based application available using any web-connected computer. However, to access the application, you must have a "MyTek" account. To Get a MyTek account, use this URL:

<http://www.tektronix.com/mytek>

Then click the "SignUp for a myTek account" link.

Once you are successfully registered, you will receive another email with a personalized time-sensitive "Claim Check" and further instructions on how to access the application.

Thanks for buying Tektronix!

邮件 2

Dear <customer name> (customer email address)

Your registration is complete. Please access TekAMS at the following URL:

<http://www.tek.com/products/product-license>

After you login, enter the Floating License application by clicking on the "Software License" link at the top of the page, then click on the "Redeem a Claim Check" link on the page and enter your personalized code:

CTbsCc (time-sensitive) **提取码**

This claim check is only good for 1 year and is specific to a MyTek account with the user name of "email address". Please claim your licenses now.

After you have redeemed your claim check, you will have full access to check out and check in your floating licenses using this TekAMS application.

Thanks for buying Tektronix!



Email 泰克
提供全面可靠的
测量解决方案



在线联系
实时报价和选型
点击首席客服



请求报价
免费获取泰克
最新产品报价



学习中心
最新在线教程
积累专业知识

关注我们: cn.tek.com   

[查看我们的隐私权声明](#)。泰克科技版权所有

🚩 许可证提取

点击第二封邮件内的链接登录 TEK AMS 系统

<http://www.tek.com/products/product-license>

Product-License

Tektronix Asset Management System

Tektronix provides a variety of licenses depending on the product. The product license administration is through Tektronix Asset Management System (TekAMS). TekAMS has an easy to use web based interface that provides:

- Inventory of all the licenses in the company account
- Ability to Check-out a License
- Ability to Check-in a License
- Inventory of Licenses Checked out by a particular user
- Inventory of all Licenses Checked out

If you have received an invitation to use the application, your licenses are available in the TekAMS application (login required)

[VIEW VIDEO](#)

[TEKAMS LOG IN](#)

[TEKAMS HELP DOC](#)

登录之后进入 Node Locked inventory 点击 redeem a claim check

The screenshot shows the Tektronix Asset Management System (TekAMS) interface. The top navigation bar includes links for HOME, ASSET, SERVICE EVENTS, SERVICE REQUESTS, BULK UPLOAD, SOFTWARE LICENSES, USER SETTINGS, SYSTEM ADMIN, and HELP / FAQ. The main content area is titled "Node Locked Licenses for" and contains a section for "Node Locked License Inventory". A red box highlights the "Redeem a Claim Check" button. Below this, there is a table with columns: Description, License, Qty Purchased, Qty Returned/Expired, Qty In Use, Qty Available, Checkout to Instrument, and Checkout to a PC. The table currently shows no data, with a message stating: "There are no node locked licenses defined to your company. Check your User Settings to ensure you have been linked to a customer."



Email 泰克
提供全面可靠的
测量解决方案



在线联系
实时报价和选型
点击首席客服



请求报价
免费获取泰克
最新产品报价

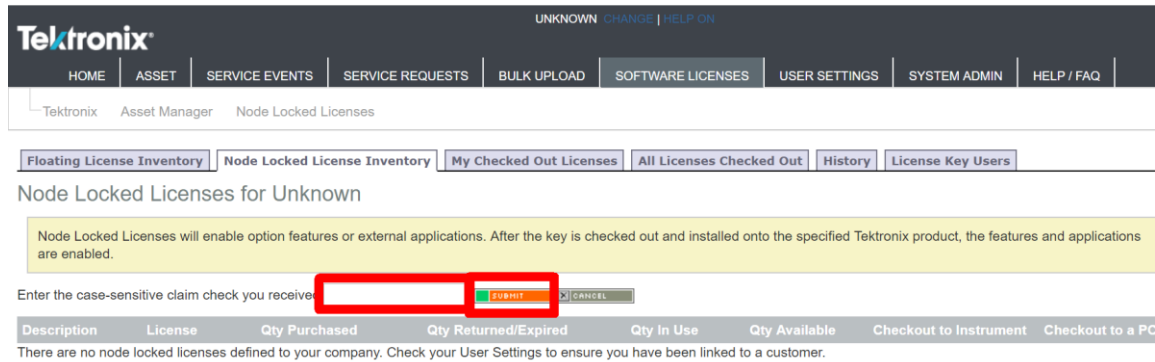


学习中心
最新在线教程
积累专业知识

关注我们: cn.tek.com

[查看我们的隐私权声明](#)。泰克科技版权所有

输入第二封邮件内的提取码，点击 submit



UNKNOWN CHANGE | HELP ON

HOME ASSET SERVICE EVENTS SERVICE REQUESTS BULK UPLOAD SOFTWARE LICENSES USER SETTINGS SYSTEM ADMIN HELP / FAQ

Tektronix Asset Manager Node Locked Licenses

Floating License Inventory Node Locked License Inventory My Checked Out Licenses All Licenses Checked Out History License Key Users

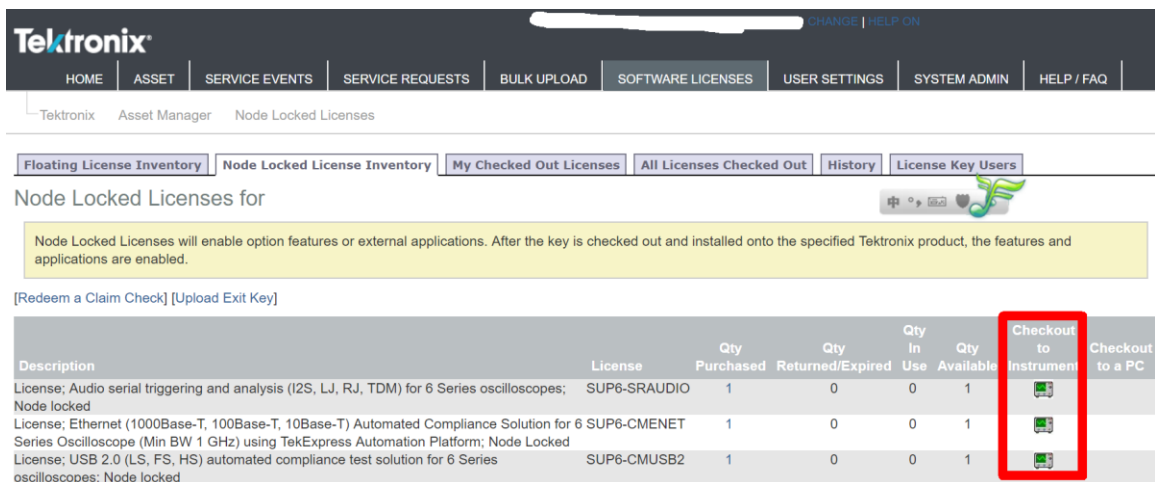
Node Locked Licenses for Unknown

Node Locked Licenses will enable option features or external applications. After the key is checked out and installed onto the specified Tektronix product, the features and applications are enabled.

Enter the case-sensitive claim check you receive:

Description	License	Qty Purchased	Qty Returned/Expired	Qty In Use	Qty Available	Checkout to Instrument	Checkout to a PC
There are no node locked licenses defined to your company. Check your User Settings to ensure you have been linked to a customer.							

提取完成，点击 Checkout to Instrument



CHANGE | HELP ON

HOME ASSET SERVICE EVENTS SERVICE REQUESTS BULK UPLOAD SOFTWARE LICENSES USER SETTINGS SYSTEM ADMIN HELP / FAQ

Tektronix Asset Manager Node Locked Licenses

Floating License Inventory Node Locked License Inventory My Checked Out Licenses All Licenses Checked Out History License Key Users

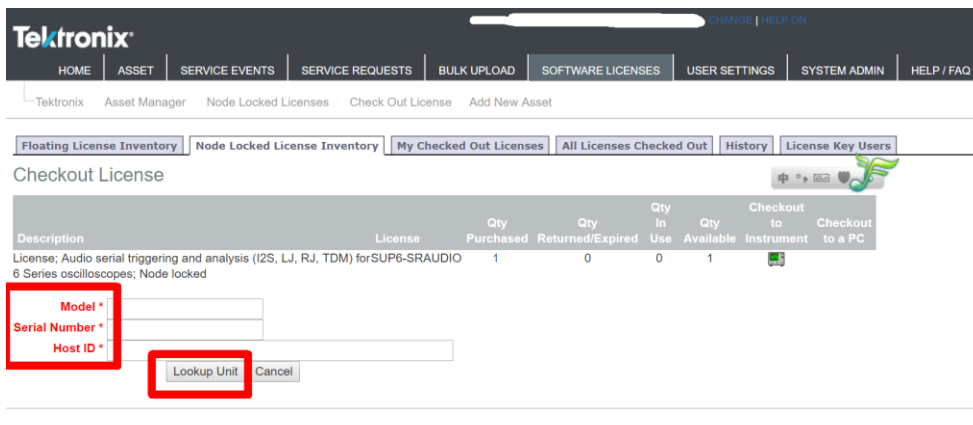
Node Locked Licenses for

Node Locked Licenses will enable option features or external applications. After the key is checked out and installed onto the specified Tektronix product, the features and applications are enabled.

[Redeem a Claim Check] [Upload Exit Key]

Description	License	Qty Purchased	Qty Returned/Expired	Qty In Use	Qty Available	Checkout to Instrument	Checkout to a PC
License; Audio serial triggering and analysis (I2S, LJ, RJ, TDM) for 6 Series oscilloscopes; Node locked	SUP6-SRAUDIO	1	0	0	1	<input type="button" value="Checkout to Instrument"/>	<input type="button" value="Checkout to a PC"/>
License; Ethernet (1000Base-T, 100Base-T, 10Base-T) Automated Compliance Solution for 6 SUP6-CMENET Series Oscilloscope (Min BW 1 GHz) using TekExpress Automation Platform; Node Locked	SUP6-CMENET	1	0	0	1	<input type="button" value="Checkout to Instrument"/>	<input type="button" value="Checkout to a PC"/>
License; USB 2.0 (LS, FS, HS) automated compliance test solution for 6 Series oscilloscopes; Node locked	SUP6-CMUSB2	1	0	0	1	<input type="button" value="Checkout to Instrument"/>	<input type="button" value="Checkout to a PC"/>

输入仪器型号 Model、序列号 Serial Number 和 Host ID,点击 Lookup Unit



CHANGE | HELP ON

HOME ASSET SERVICE EVENTS SERVICE REQUESTS BULK UPLOAD SOFTWARE LICENSES USER SETTINGS SYSTEM ADMIN HELP / FAQ

Tektronix Asset Manager Node Locked Licenses Check Out License Add New Asset

Floating License Inventory Node Locked License Inventory My Checked Out Licenses All Licenses Checked Out History License Key Users

Checkout License

Description	License	Qty Purchased	Qty Returned/Expired	Qty In Use	Qty Available	Checkout to Instrument	Checkout to a PC
License; Audio serial triggering and analysis (I2S, LJ, RJ, TDM) for SUP6-SRAUDIO 6 Series oscilloscopes; Node locked	SUP6-SRAUDIO	1	0	0	1	<input type="button" value="Checkout to Instrument"/>	<input type="button" value="Checkout to a PC"/>

Model *

Serial Number *

Host ID *



Email 泰克
提供全面可靠的
测量解决方案



在线联系
实时报价和选型
点击首席客服



请求报价
免费获取泰克
最新产品报价



学习中心
最新在线教程
积累专业知识

关注我们: cn.tek.com

[查看我们的隐私权声明](#)。泰克科技版权所有

点击 site 下拉菜单，选择公司地址，点击 Add Asset

Tektronix CHANGE | HELP ON

HOME | ASSET | SOFTWARE LICENSES | USER SETTINGS | HELP / FAQ

Tektronix Asset Manager Node Locked Licenses Check Out License Add New Asset

Floating License Inventory Node Locked License Inventory **My Checked Out Licenses** All Licenses Checked Out History License Key Users

Checkout License

Description	License	Qty Purchased	Qty Returned/Expired	Qty In Use	Qty Available	Checkout to Instrument	Checkout to a PC
License; Audio serial triggering and analysis (I2S, LJ, RJ, TDM) for 6 Series oscilloscopes; Node locked	SUP6-SRAUDIO	1	0	0	1		

Model *

Serial Number *

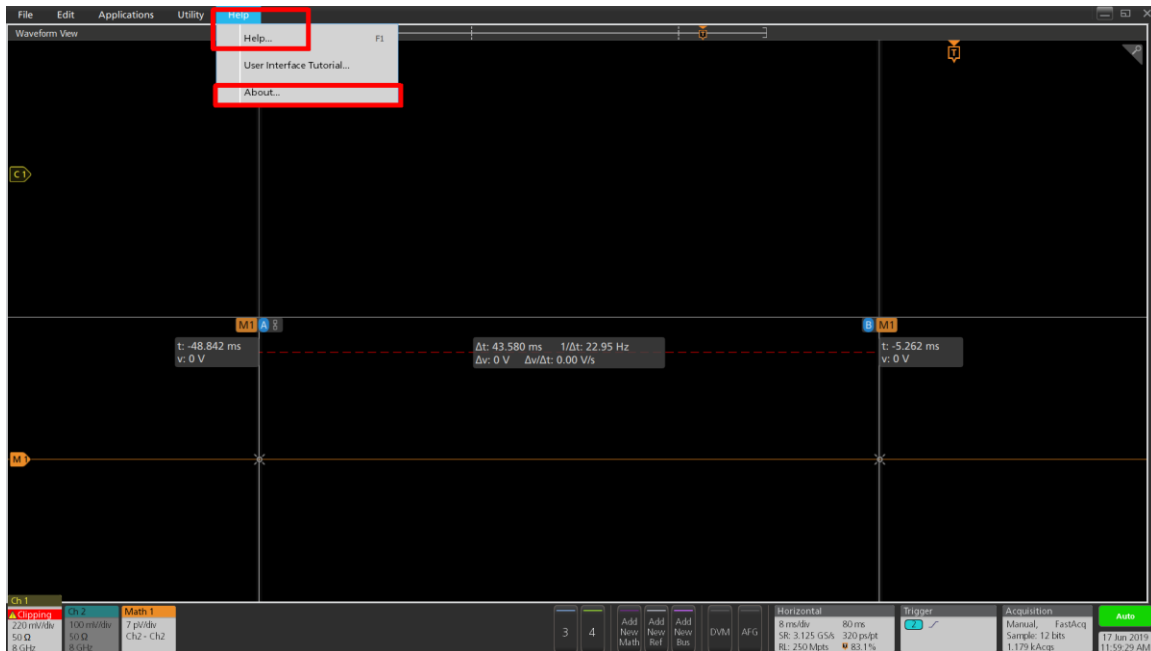
Host ID *

Asset Number

Site *

Add Asset **Cancel**

打开示波器，依次点击 Help > About 可以查看示波器型号序列号等



Email 泰克
提供全面可靠的
测量解决方案



在线联系
实时报价和选型
点击首席客服




请求报价
免费获取泰克
最新产品报价




学习中心
最新在线教程
积累专业知识



关注我们: cn.tek.com

[查看我们的隐私权声明](#)。泰克科技版权所有





ABOUT 



Model:
Bandwidth:
Serial Number:
Host ID:

MSO64 Mixed Signal Oscilloscope
8 GHz




Firmware Version: 1.16.6.6557 -rel- (Date 2019-05-15 Time 04:34:51)
To download the latest firmware, visit www.tektronix.com/software
Copyright © Tektronix, Inc. All Rights Reserved

Probes Detected	Serial Number	Firmware Version
 No Probe Detected		
 No Probe Detected		
 No Probe Detected		
 No Probe Detected		

Installed Options:

Name	Description
LIC6-DEMO	License; Tektronix internal demo unit for 6 Series oscilloscopes; Node locked

Option Details:
Select an Option to see the License Details.

Install License 



Email 泰克
提供全面可靠的
测量解决方案



在线联系
实时报价和选型
点击首席客服



请求报价
免费获取泰克
最新产品报价



学习中心
最新在线教程
积累专业知识

关注我们: cn.tek.com   

[查看我们的隐私权声明](#)。泰克科技版权所有

点击 Generate license 生成许可证文件

Description	License	Purchased	Returned/Expired	Use	Available	Instrument	a PC
License; Audio serial triggering and analysis (I2S, LJ, RJ, TDM) for 6 Series oscilloscopes; Node locked	SUP6-SRAUDIO	1	0	0	1		

Manufacturer	Model	Serial Number	Host ID	Asset Number	Site
Tektronix					

End User Name:

End User EMail:

End User Phone:

End User Location:

End User Info:

Additional Info:

Generate License

点击下图任一红框下载 license 文件

Description	License	Qty Purchased	Qty Returned/Expired	Qty In Use	Qty Available	Checkout to Instrument	Checkout to a PC
License; Audio serial triggering and analysis (I2S, LJ, RJ, TDM) for 6 Series oscilloscopes; Node locked	SUP6-SRAUDIO	1	0	1	0	<input checked="" type="checkbox"/>	

Model	Serial Number	Host ID	Check Out Date (GMT)	Check Out User	End User Name	Expiration (GMT)	File	Action

CHECKOUT DETAILS

Manufacturer	Model	Serial Number	Host ID	Asset Number	Site
Tektronix					

Check Out Date: 06/17/2019 02:27:58

Check out User:

End User Name:

End User EMail:

End User Phone:

End User Location:

End User Info:

Additional Info:

License File: Download License File



Email 泰克
提供全面可靠的
测量解决方案



在线联系
实时报价和选型
点击首席客服



请求报价
免费获取泰克
最新产品报价



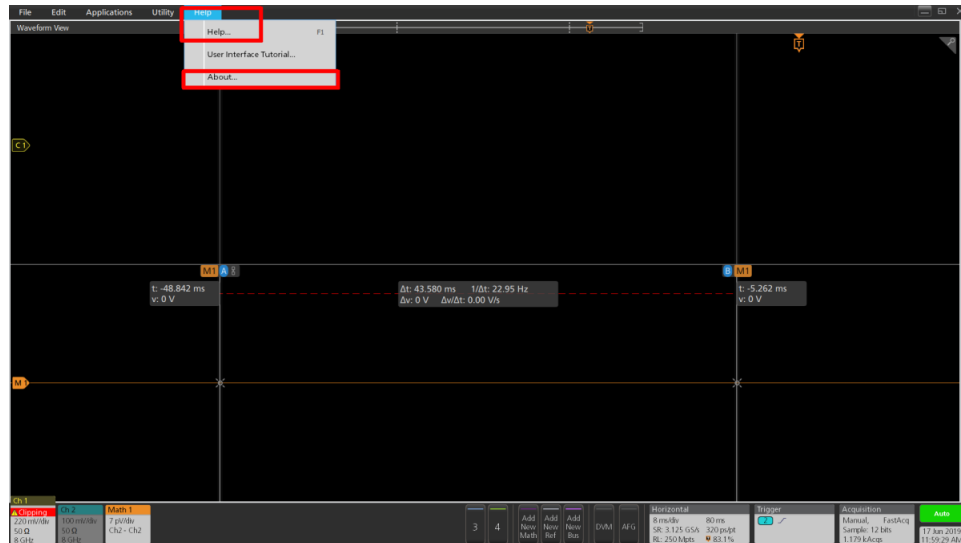
学习中心
最新在线教程
积累专业知识

关注我们: cn.tek.com

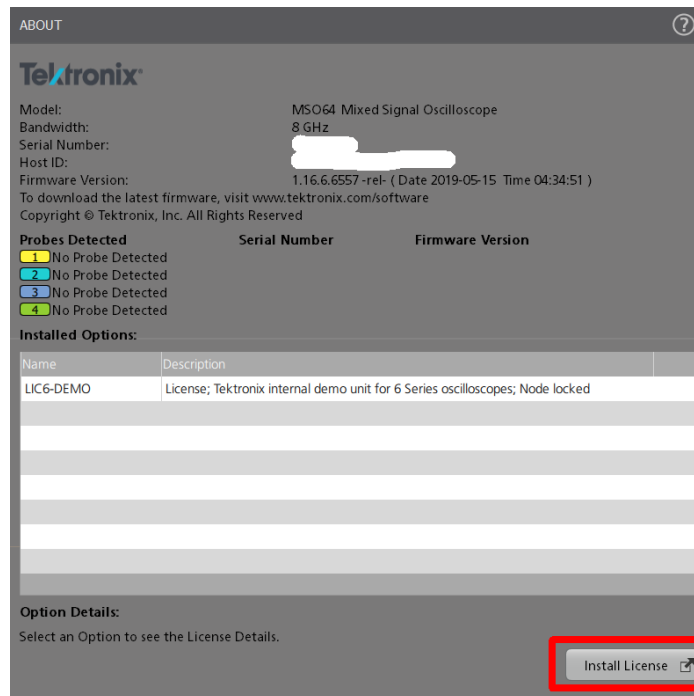
[查看我们的隐私权声明](#)。泰克科技版权所有

License 安装

License 文件下载完成之后，依次点击示波器 help-about 菜单



点击 install license



Email 泰克
提供全面可靠的
测量解决方案



在线联系
实时报价和选型
点击首席客服



请求报价
免费获取泰克
最新产品报价

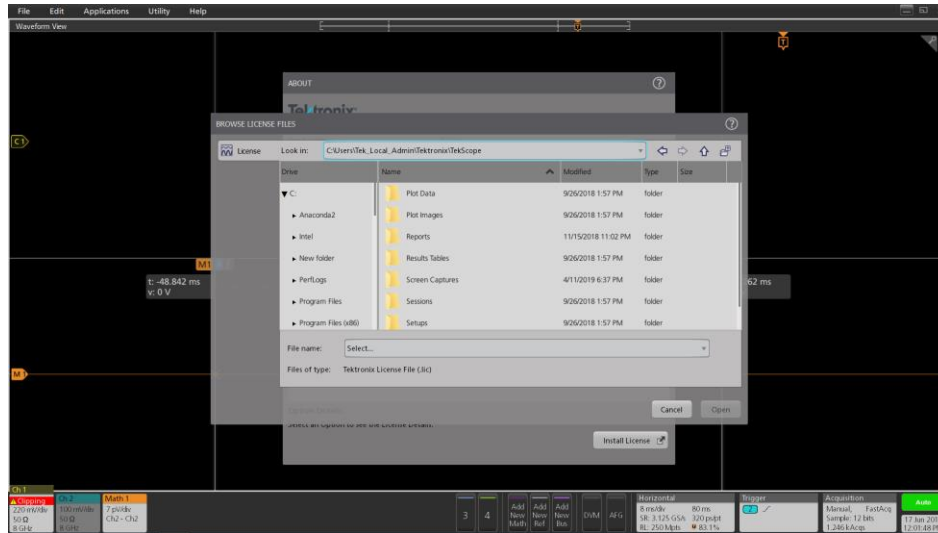


学习中心
最新在线教程
积累专业知识

关注我们: cn.tek.com

[查看我们的隐私权声明](#)。泰克科技版权所有

选择 license 文件即可安装



Email 泰克
提供全面可靠的
测量解决方案



在线联系
实时报价和选型
点击首席客服



请求报价
免费获取泰克
最新产品报价



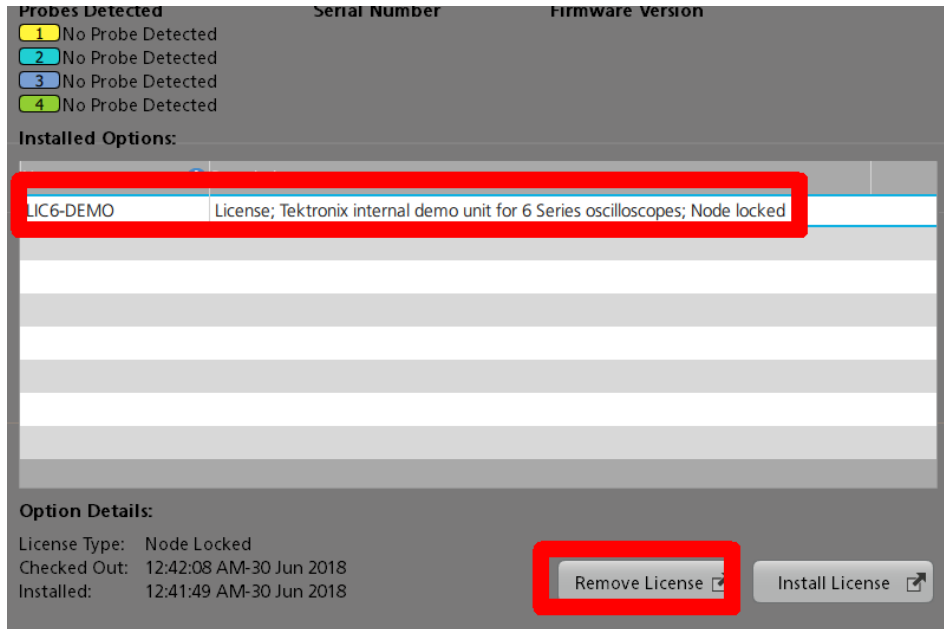
学习中心
最新在线教程
积累专业知识

关注我们: cn.tek.com

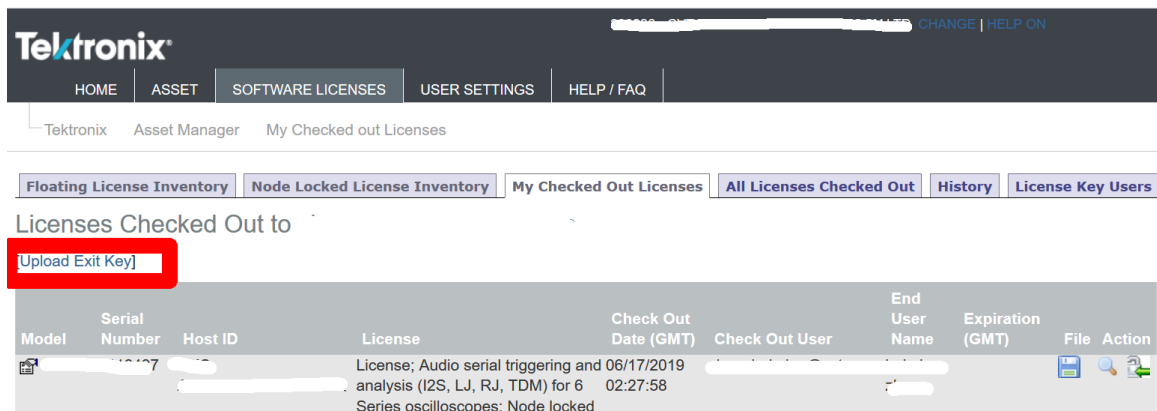
[查看我们的隐私权声明](#)。泰克科技版权所有

许可证转移到其他示波器

依次点击 help-about 菜单，选中要转移的 license，点击 Remove License，此时会生成一个 EXIT 文件，保存生成的卸载文件



登录 TEK AMS 系统，进入 My Checked Out Licenses,选择上传 exit key(卸载时产生的卸载文件)



进入 Node Locked inventory，选择 Checkout to Instrument 即可重新生成 license



Email 泰克
提供全面可靠的
测量解决方案



在线联系
实时报价和选型
点击首席客服



请求报价
免费获取泰克
最新产品报价



学习中心
最新在线教程
积累专业知识

关注我们: cn.tek.com

[查看我们的隐私权声明](#)。泰克科技版权所有

相关链接:

附件: N/A

报告日期: 2019-06-17

最近更新: 2019-06-17

顺颂商祺!

泰克亚太区技术支持部门

发送邮件给泰克, 为您提供全面可靠的测试测量解决方案, 原来解决问题可以这么简单快速, 来信:

获取在线技术支持 400@tektronix.com

获取产品报价 china-iam@tektronix.com

维修、延保、校准 china-service@tektronix.com



Email 泰克
提供全面可靠的
测量解决方案



在线联系
实时报价和选型
点击专席客服



请求报价
免费获取泰克
最新产品报价



学习中心
最新在线教程
积累专业知识

关注我们: cn.tek.com   

[查看我们的隐私权声明](#)。泰克科技版权所有