

**RSA6100A Series Real-Time Spectrum Analyzers and
RSA5100A Series Real-Time Signal Analyzers
Option 12 Settling Time Measurements Upgrade
Instructions**

www.tektronix.com



071-2848-00

Tektronix

Copyright © Tektronix. All rights reserved. Licensed software products are owned by Tektronix or its subsidiaries or suppliers, and are protected by national copyright laws and international treaty provisions.

Tektronix products are covered by U.S. and foreign patents, issued and pending. Information in this publication supersedes that in all previously published material. Specifications and price change privileges reserved.

TEKTRONIX and TEK are registered trademarks of Tektronix, Inc.

Contacting Tektronix

Tektronix, Inc.
14150 SW Karl Braun Drive
P.O. Box 500
Beaverton, OR 97077
USA

For product information, sales, service, and technical support:

- In North America, call 1-800-833-9200.
- Worldwide, visit www.tektronix.com to find contacts in your area.

Table of Contents

- Kit Description..... 1
 - Products..... 1
 - Kit Parts List 2
- Installation Instructions 2
 - Updating the Instrument Application Software 2
 - Install Option Key 3
 - Installing the Option Key Label..... 4

Kit Description

This kit describes the installation of the Option 12 Settling Time Measurements (Frequency and Phase) Upgrade in RSA6100A Series and RSA5100A Series instruments.

Products

RSA6100A Series. All serial numbers

RSA5100A Series. All serial numbers

Kit Parts List

Quantity	Part number	Description
1 ea	071-2848-00	MANUAL, TECH: INSTALLATION, RSA5K/6K SETTLING TIME MEASUREMENT
1 ea	NS ¹	DATA SHEET; SOFTWARE OPTION KEY AUTHORIZATION CERTIFICATE, UPGRADE KITS
1 ea	NS	LABEL, MANUFACTURED; OPTION KEY UPGRADE LABEL 2.100 X 2.700, SAFETY CONTROLLED

¹ NS — Not saleable

Installation Instructions

The software that takes Settling Time measurements is included in all analyzers running current application software version 2.5.0080 or higher. However, you need an option installation key to activate it. To activate the Settling Time Measurements capability, you must enter the new option installation key supplied with this kit into the analyzer application. If your analyzer is running an earlier version of the application software, you will have to download and install the latest software before you can enter the option key that enables the Settling Time measurements.

Updating the Instrument Application Software

Select **Help > About** from the analyzer software menu bar to check the version of your analyzer's software. The software version appears at the top-right corner of the About box. If your analyzer is not running version 2.5.0080 or later software, you must download and install the latest version of the application software. If your analyzer is running version 2.5.0080 or later software, proceed to Install Option Key.

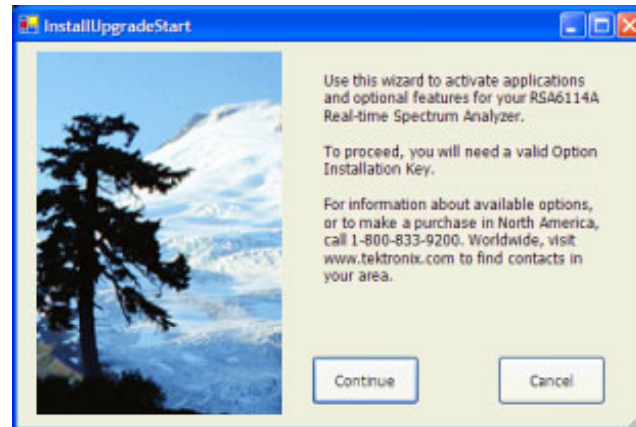
To install the latest version of the analyzer application software:

1. Use your Web browser to go to: **www.tektronix.com/software**.
2. Enter your instrument model number in the **Search by keyword** text box and click **Go**.
3. Follow the link for the analyzer software and download the software.
4. Follow the instructions on the Web page to install the software.

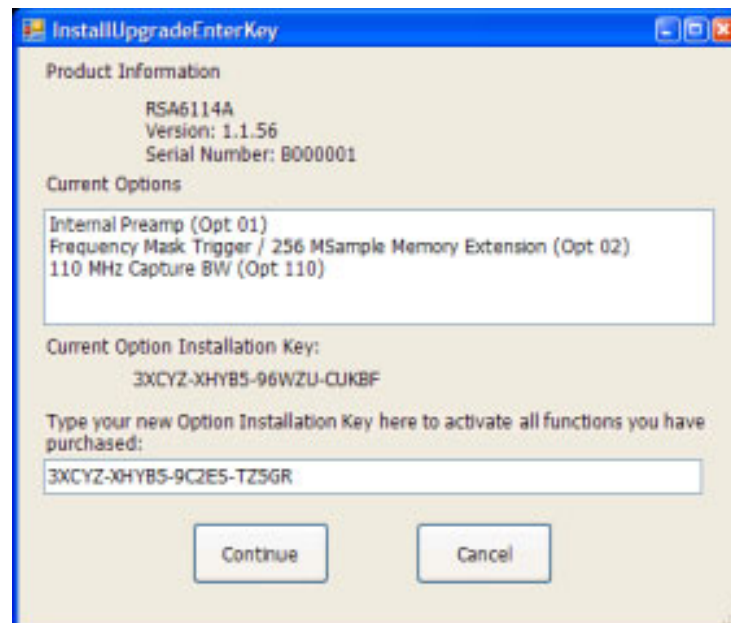
Install Option Key

To activate the Settling Time Measurements option:

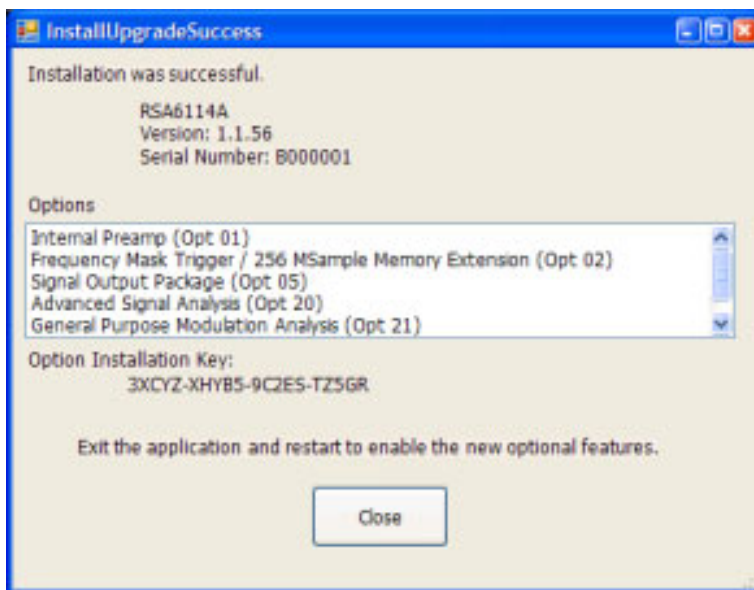
1. In the analyzer application, select **Tools > Install Upgrades**. The Install Upgrade wizard will start. Click **Continue**.



The Install Upgrade Enter Key screen appears.



2. Type the option installation key into the empty text box and click **Continue**. An **Install Upgrade Success** dialog box opens.



3. Click **Close**. Exit and restart the analyzer application to enable the new feature.
4. In the Help menu, select About Tektronix Real-Time Analyzer.
5. Look in the **Installed Options** listing and verify that **Settling time measurements (Opt 12)** appears in the listing.

Installing the Option Key Label

Place the new option key label over the existing label on the instrument rear panel.

This completes the installation of the Settling Time Measurements (Option 12) upgrade kit.

- End of Document ■